

2167492-PHO 13-293-1


**Photometric measurements on  
Techcomlight Solatubes.**

Arnhem, 16 January 2014  
Author A.A.J. van den Heuvel  
DEKRA Certification B.V. - Photometry

By order of Techcomlight in Ede, The Netherlands

---

author : Eva Bauwens      16-01-2014      reviewed : A.A.J. van den Heuvel      16-01-2014  
14 pages      1 annex

A handwritten signature in black ink, reading 'Eva Bauwens', written in a cursive style.A handwritten signature in blue ink, reading 'A.A.J. van den Heuvel', written in a cursive style.

© DEKRA Certification B.V., Arnhem, The Netherlands. All rights reserved.

It is prohibited to change any and all versions of this document in any manner whatsoever, including but not limited to dividing it into parts. In case of a conflict between the electronic version (e.g. PDF file) and the original paper version provided by DEKRA, the latter will prevail.

DEKRA Certification B.V. and/or its associated companies disclaim liability for any direct, indirect, consequential or incidental damages that may result from the use of the information or data, or from the inability to use the information or data contained in this document.

The contents of this report may only be transmitted to third parties in its entirety and provided with the copyright notice, prohibition to change, electronic versions' validity notice and disclaimer.

Products may only be provided with a quality mark or put on the market as approved if DEKRA Certification B.V. has explicitly granted the right to carry a quality mark

## CONTENTS

	page
SUMMARY .....	4
1      Application for testing .....	5
2      Examination .....	5
3      Results of examination .....	6
Annex 1   Pictures of tested sample .....	7

## **SUMMARY**

The luminous flux, luminous efficacy, luminous intensity distribution (LID) and power of Solatubes, marked Techcomlight, type SmartLED/TechLED are measured in a photogoniometer according to the LM79-08 standard 'Electrical and photometric measurements of solid-state lighting products'. In addition the power factor is measured.

## 1 APPLICATION FOR TESTING

On 18 November 2013, Techcomlight in Ede, The Netherlands, submitted four samples Solatubes, marked Techcomlight, type SmartLED/TechLED.

1. 160DS-2000 LM
2. 290DS-3000 LM
3. 330/750DS-10000 LM DS-O SA / 330/750DS-10000 LM DS-O WA
4. 330/750DS-10000 LM DS-C SA / 330/750DS-10000 LM DS-C WA

Also see the pictures in Annex 1 of this report.

The applicant desired a determination of the luminous flux, luminous efficacy, luminous intensity distribution (LID) and power at an AC voltage of 230V in accordance to the IES LM79-08 standard. In addition the power factor is measured. The Energy Class is determined according to 874/2012/EC

## 2 EXAMINATION

An AC voltage of 230V with a frequency of 50Hz was applied to the luminaire. During the stabilisation time the deviation of the luminous intensity and electrical power was less than 0.5% measured over a time interval of 30 minutes.

The luminous flux is calculated by means of an integration over the luminous intensity distribution measured by means of a calibrated Photogoniometer Rigo-801-2000, location KU Leuven in Gent, Belgium. The measurements are performed in a theta-angle ranging from 5.5° till 353° and phi-angle from 0° to 180° (both with steps of 1°), in a top down position. The electrical quantities are measured by means of a calibrated (Yokogawa WT3000) power meter.

The ambient temperature during measurements was  $25 \pm 1^\circ\text{C}$ .

### 3 RESULTS OF EXAMINATION

The photometric results of the measured solatubes marked Techcomlight, SmartLED/TechLED solatubes are shown in the tables below. The measurements have been performed at an AC voltage of 230V with a frequency of 50Hz.

160DS-2000 LM	290DS-3000 LM	330/750DS-10000 LM DS-O SA	330/750DS-10000 LM DS-O WA	330/750DS-10000 LM DS-C SA	330/750DS-10000 LM DS-C WA
---------------	---------------	----------------------------	----------------------------	----------------------------	----------------------------

#### Luminous Flux and Efficacy

	Value	Value	Value	Value	Value	Value	
Total luminous flux	<b>1794</b>	<b>2752</b>	<b>8156</b>	<b>9525</b>	<b>7667</b>	<b>8704</b>	<b>lm</b>
Total consumed power	<b>29.8</b>	<b>37.7</b>	<b>103.0</b>	<b>103.8</b>	<b>102.9</b>	<b>102.8</b>	<b>Watt</b>
Luminous Efficacy	<b>60.1</b>	<b>73.0</b>	<b>79.2</b>	<b>91.8</b>	<b>74.5</b>	<b>84.7</b>	<b>lm/Watt</b>
Stabilisation time	<b>70</b>	<b>50</b>	<b>30</b>	<b>30</b>	<b>47</b>	<b>40</b>	<b>minutes</b>

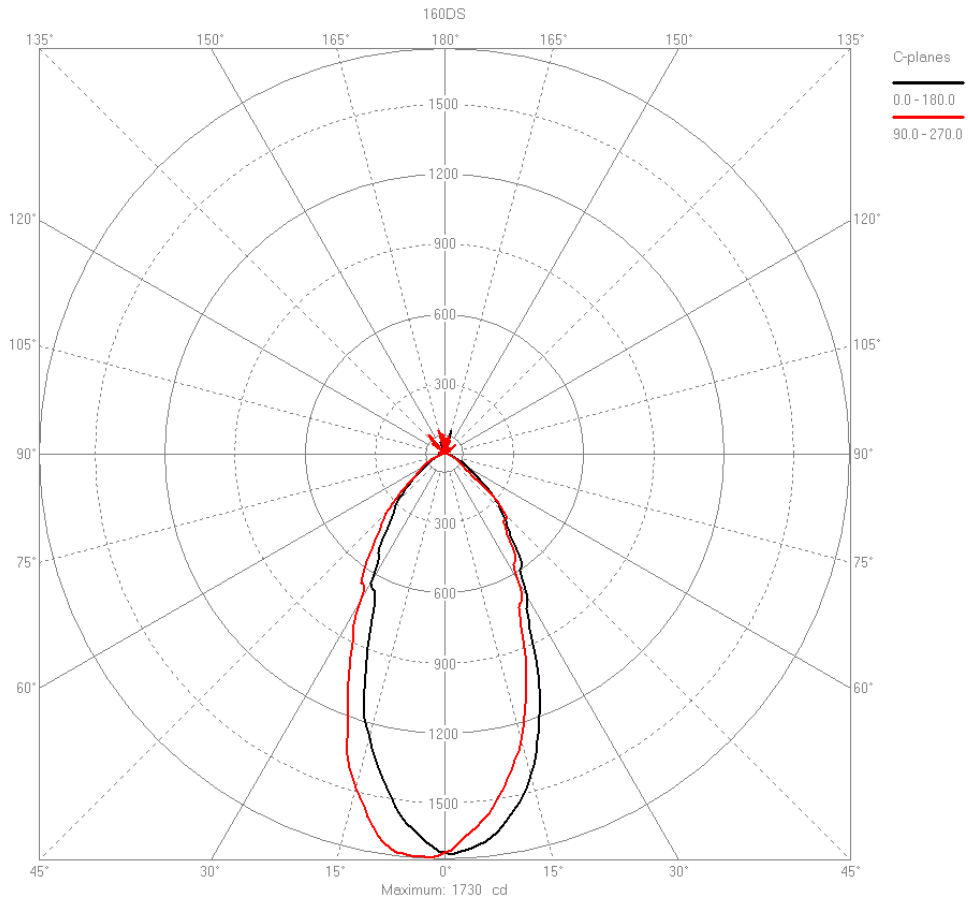
#### Electric parameters

	Value	Value	Value	Value	Value	Value	
Applied voltage	<b>230.05</b>	<b>230.07</b>	<b>230.14</b>	<b>230.04</b>	<b>230.1</b>	<b>230.0</b>	<b>V</b>
Consumed Power	<b>29.8</b>	<b>37.7</b>	<b>103.0</b>	<b>103.8</b>	<b>102.9</b>	<b>102.8</b>	<b>Watt</b>
Power Factor	<b>0.92</b>	<b>0.95</b>	<b>0.94</b>	<b>0.94</b>	<b>0.94</b>	<b>0.94</b>	<b>-</b>

#### Energy Class

	Value	Value	Value	Value	Value	Value	
Luminous flux in 120° cone	<b>1649</b>	<b>2577</b>	<b>7868</b>	<b>9525</b>	<b>7238</b>	<b>8420</b>	<b>lm</b>
Consumed Power	<b>29.8</b>	<b>37.7</b>	<b>103.0</b>	<b>103.8</b>	<b>102.9</b>	<b>102.8</b>	<b>Watt</b>
Energy Class according to 874/2012/EC	<b>A</b>	<b>A</b>	<b>A+</b>	<b>A+</b>	<b>A</b>	<b>A+</b>	





**Figure 3: LID of testobject 160DS-2000 LM**

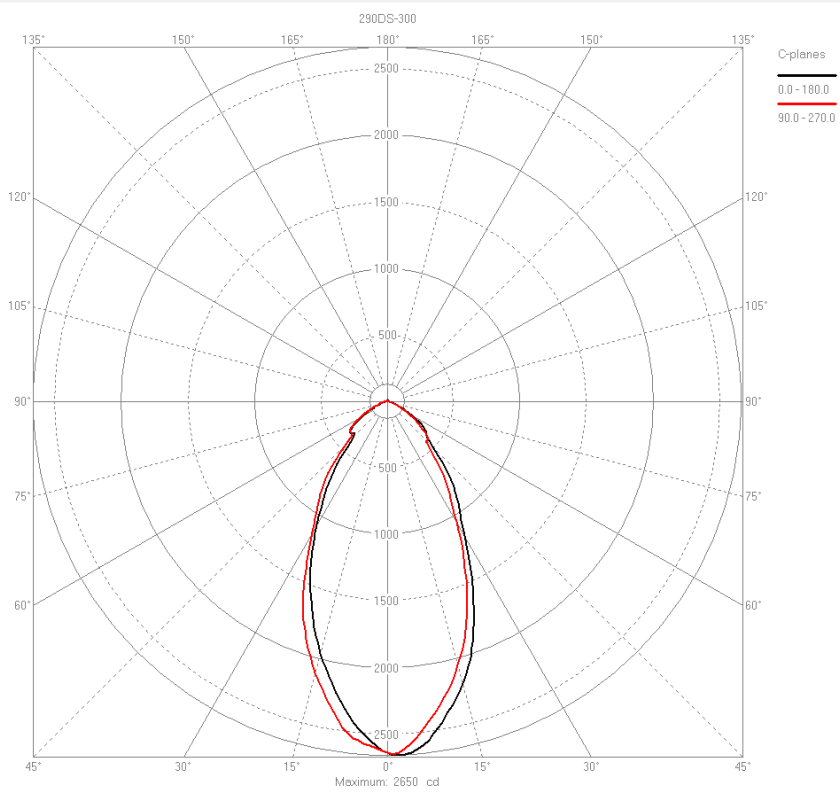


**Figure 3 : Testobject 290DS-3000 LM**





**Figure 4 : Driver of test object 290DS-3000 LM**



**Figure 5 : LID of testobject 290DS-3000 LM**



Figure 6 : Test object 330/750DS-10000 LM DS-O SA


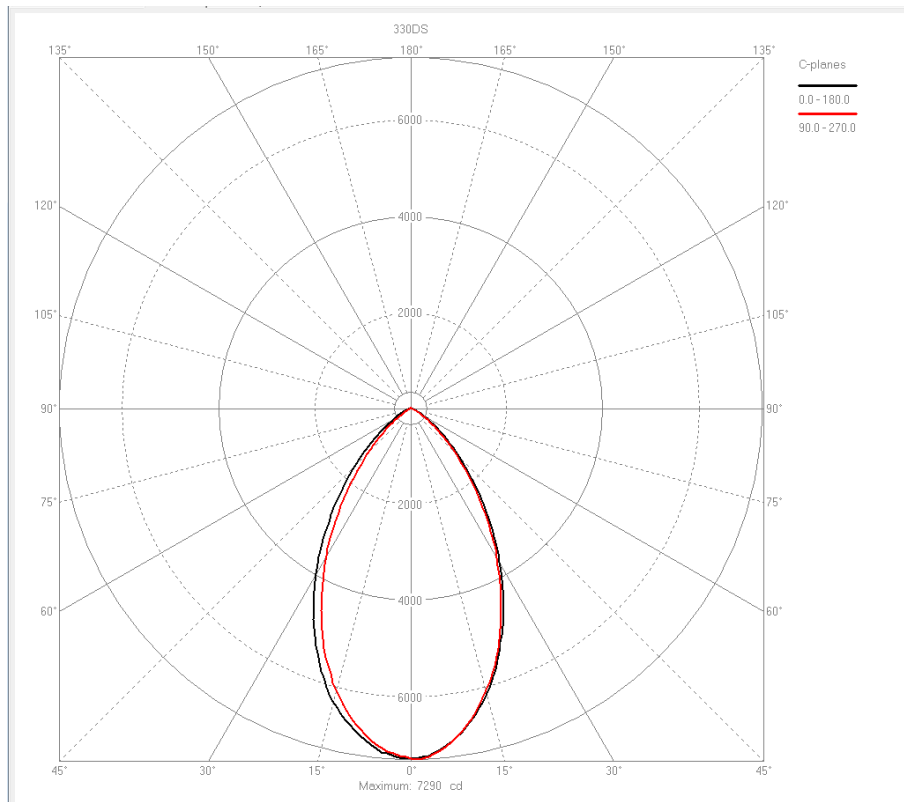


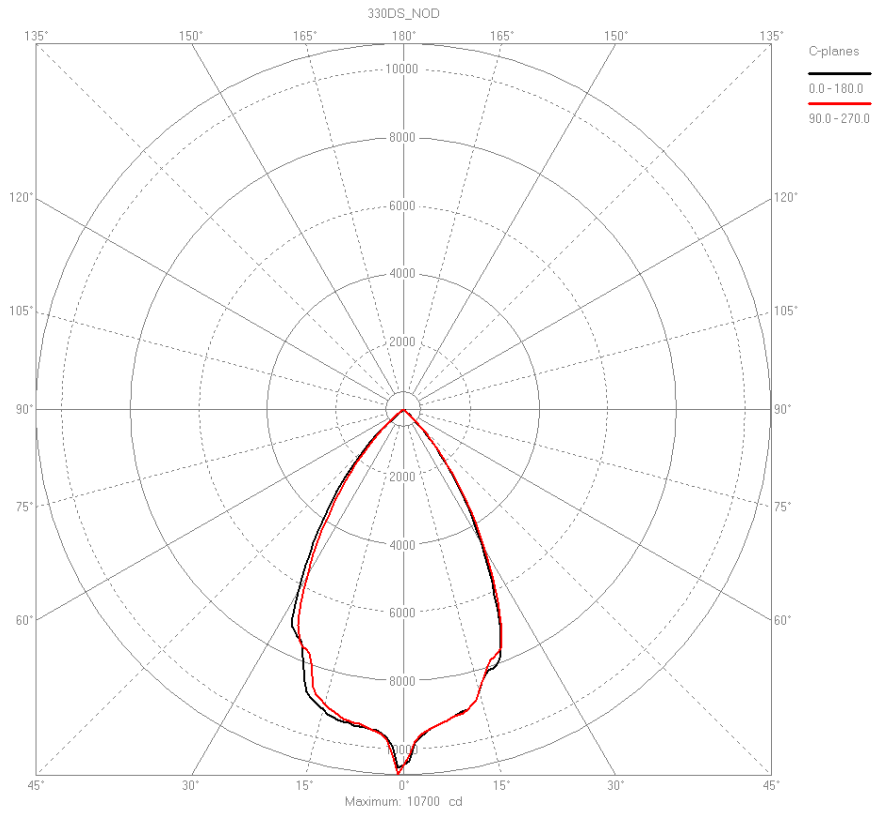
Figure 7 : Driver of testobject 330/750DS-10000 LM DS-O SA / 330/750DS-10000 LM DS-O WA



**Figure 8 : LID of testobject 330/750DS-10000 LM DS-O SA**



**Figure 9 : Testobject 330/750DS-10000 LM DS-O WA**



**Figure 10 : LID of testobject 330/750DS-10000 LM DS-O WA**



**Figure 11 : Testobject 330/750DS-10000 LM DS-C SA**

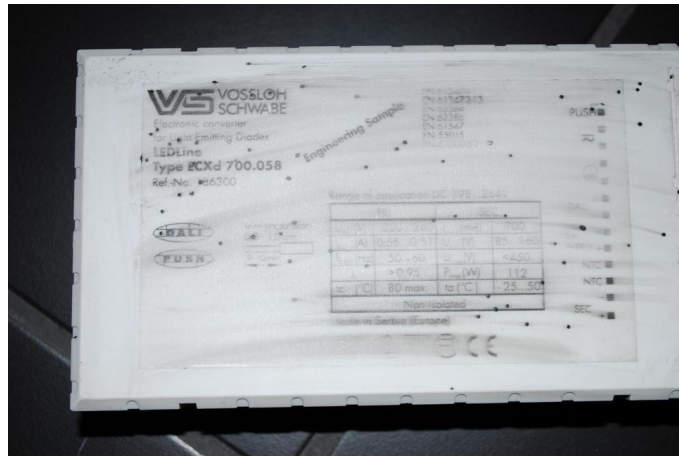


Figure 12 : Driver of testobject 330/750DS-10000 LM DS-C SA / 330/750DS-10000 LM DS-C WA

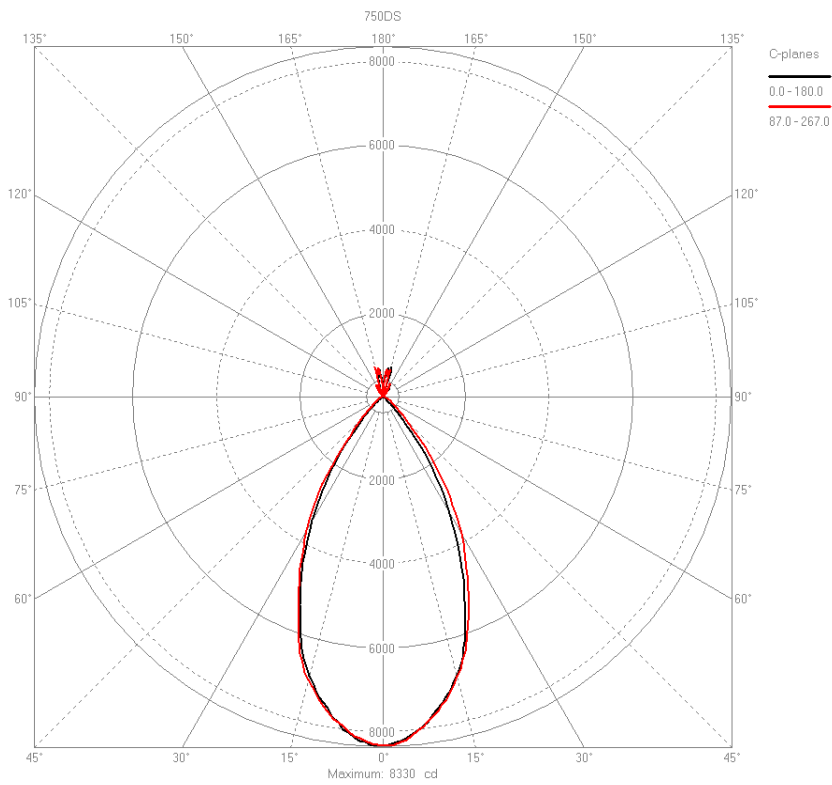
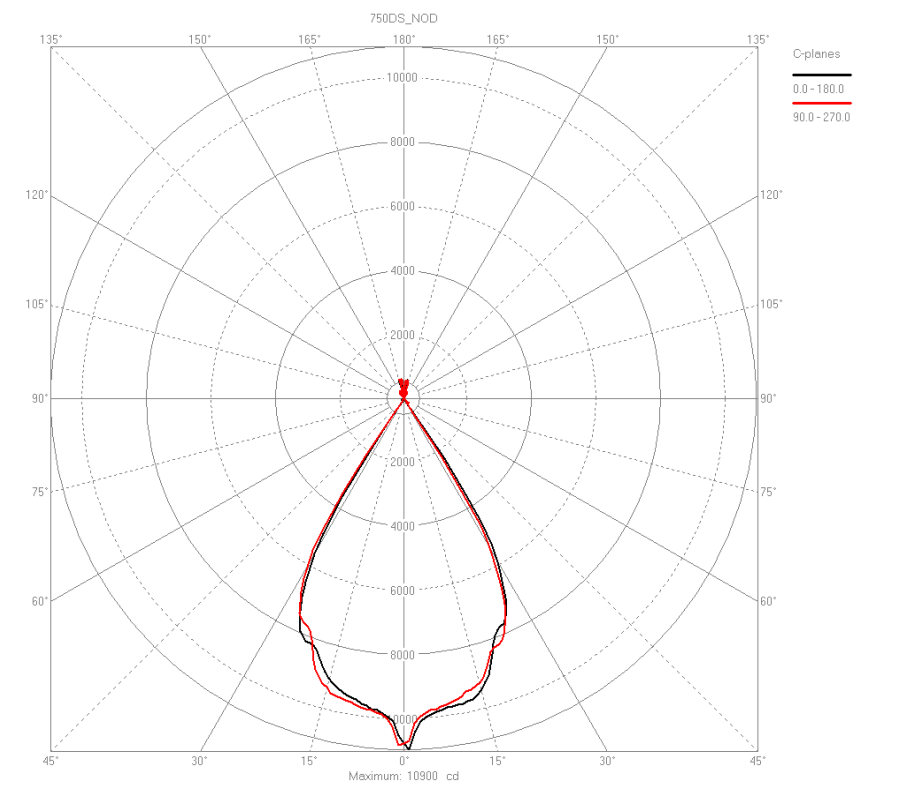


Figure 13 : LID of testobject 330/750DS-10000 LM DS-C SA



**Figure 14 : Testobject 330/750DS-10000 LM DS-C WA**



**Figure 15 : LID of testobject 330/750DS-10000 LM DS-C WA**